

# Royale Putty-Line

Aluminium Heritage Windows



ROBERTSON  
GLAZING

# The Royale

## Putty-Line Window



Our Royale Putty-line Steel Replacement Windows are an evolution of our Royale stepped windows. They are also one of the slimmest thermally broken aluminium windows on the market designed to replicate traditional putty glazed steel windows. They are perfect for replacement and refurbishment projects, are highly secure, thermally efficient and cost much less than actual steel windows.

The outerframe is just 33mm front to back, allowing you to easily replace steel windows without having to cut back the plaster, brick or existing wooden sub-frames, speeding up installation times and reducing costs. These windows use the latest in-line 'Polyamide' thermal break technology, as well as high performance glass filled with Krypton gas to provide

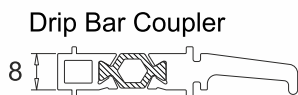
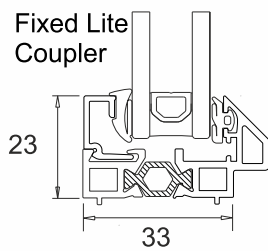
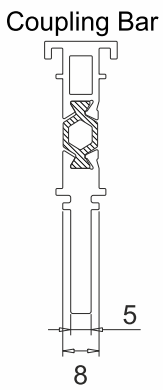
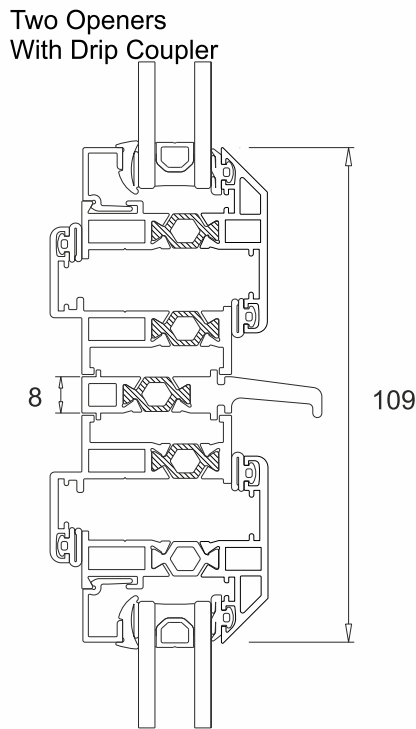
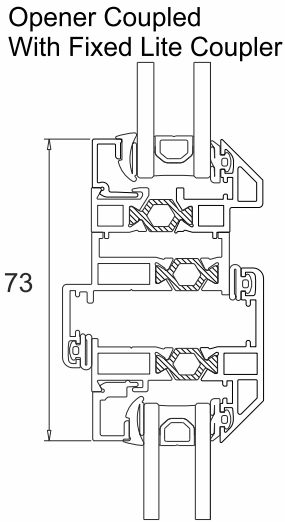
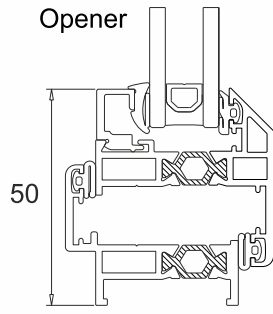
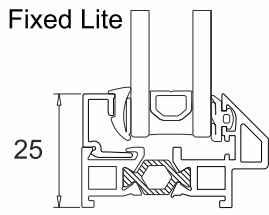
pe

maximum thermal efficiency, without compromising on aesthetic appearance.

## Features

- The perfect affordable replacement for traditional putty glazed old steel windows.
- Available with coupled or transom construction options.
- Slim thermally broken aluminium profiles with a depth of just 33mm.
- Maintenance free aluminium.
- Ease of installation - no need to cut back plaster, brick or existing subframes.
- Can be installed into existing or new timber subframes or direct to brick.
- Ultra slim sight-lines.
- Highly secure with modern locking.
- All glazed with high specification, Diamant / Planitherm Total+, Krypton gas filled double glazed sealed units.
- Uses the latest in-line Polyamide break to achieve excellent WER 'A' thermal performance.
- Suitable for use in period properties, listed buildings, heritage and conservation areas.
- Standard colours include White, Black or dual Black Out White In (all matt finish)
- Also available in over 200 single or dual RAL colours.

# Technical



Technical above is for coupled version only.



Authentic Putty-Line Effect



Range Of Over 200 Colours



High Quality Hardware



Replica A-Shaped Astragal Bars



Dummy Parliament Hinges

# Performance



# Handle Options

## Multipoint Locking Handles

Chelton  
Art Deco



W, B

Art Deco  
Multi Lock



SC AB RTD,  
GM, BK

In-Line  
Multi Lock



SC, AB RTD,  
GM, BK

Monkey Tail  
Multi Lock



SC, RTD,  
GM, BK

## Cockspur Locking Handles

Scroll  
Cockspur



SC, RTD,  
GM, BK

Art Deco  
Cockspur



SC, AB RTD,  
GM, BK

In-Line  
Cockspur



SC, RTD,  
GM, BK

Straight  
Cockspur



SC, RTD,  
GM, BK

## Peg & Stays

Optional  
Peg & Stays

Curved




SC, AB RTD,  
GM, BK

Straight



SC, RTD,  
GM, BK

Monkey Tail



SC, RTD,  
GM, BK

Colour	Code
Satin Chrome	SC
Antique Brass	AB
Dark Bronze	RTD
Gun Metal	GM
Antique Black	BK

Colour	Code
White	W
Black	B
Gold	G
Silver	S
Chrome	C
Stainless Steel	SS

# Glass Options

Our Royale Putty-line windows are available with a range of different glass as well as cosmetic additions to help create that period style.



Diamond Leads



Square Leads



A-Shaped Astragal Bar



Horizontal Flat Astragal Bars



Overlapped Flat Astragal Bars



Butted Flat Astragal Bars



Plain Glazing



Decorative Leads



Square Leads



Horizontal Astragal Bars



A-Shaped Bars

